

3 MONTH HOSPITAL STUDY



BIOPROTECT's efficacy was tested over a 3 month period at 3 different hospitals across the United States. Testing was performed by Microbac Laboratories, Inc., for Hospitals A & B and Chestnut Laboratories conducted the testing for Hospital C. Within each hospital, 2 to 3 high traffic areas were selected for testing including a variety of different substrates. Swab tests were performed every 15 days over a 3 month period in 2010. The tests were monitored by each hospital's environmental supervisor and sent to the third party labs for testing.

Hospital A: University of Louisville Hospital

Hospital A is a teaching hospital located near downtown Louisville, Kentucky. The hospital's emergency room is one of the largest trauma facilities in the country and is able to accommodate up to 86 patients simultaneously. The center is staffed 24-hours a day and admits more than 2,400 patients each year; 40 percent of those are referred from other hospitals throughout the region. No patient numbers were readily available for the inpatient facilities.

Hospital B: Nationwide Children's Hospital

As one of the largest and most comprehensive pediatric hospitals and research institutes in the United States, Hospital B is home to the department of pediatrics for a local university medical school. In a typical year, the hospital sees patients from across the country and around the world. Hospital B is located in Columbus, Ohio and maintains a medical staff of approximately 950, a hospital staff of 6,800, and delivers pediatric care for almost 823,000 patient visits annually.


Hospital C: Freeman Hospital

Hospital C located in Joplin, Missouri, is also a teaching hospital and features a 404-bed, three-hospital system, which includes a comprehensive behavioral health center. The facility has recently completed a \$47 million expansion project. Hospital C is a member of the Oklahoma Osteopathic Medical Consortium of Oklahoma and the regional Osteopathic Postdoctoral Training Institution and an affiliate of Oklahoma State University-College of Medicine.

Hospital A Test Results


As demonstrated on the following certified reports from Microbac Laboratories, a significant decrease in microbes in all areas treated and tested at Hospital A was found. In fact, the average decrease in harmful bacteria and microbes for the three rooms treated and tested at Hospital A was 97.85%.

1.1. The results shown to the right from the Emergency Room Waiting Area of Hospital A shows a significant decrease in microbes when compared to the baseline sample. Swab tests were conducted every 15 days from January 2010 to May 2010 on three surfaces including two chairs and the vending machine keypad. The total decrease in microbes from the baseline test to the last follow-up test for this room was 97.13 %!



Microbac Laboratories, Inc.


Kentucky Testing Laboratory Division
3323 Gilmore Industrial Boulevard Louisville, KY 40213
502/962-6400 Fax: 502/962-6411




██████████ Louisville, Kentucky, Treated Room, Emergency Room Waiting Area

Sample Number	Sample Description	Baseline 1/26/2010	Follow-up 2/10/2010	Follow-up 3/1/2010	Follow-up 3/15/2010	Follow-up 4/5/2010	Follow-up 4/22/2010	Follow-up 5/12/2010
001	ER Chair 1, Arms / Seat	980	30	70	<10	<10	80	<10
002	ER Chair 2, Fabric Only	2500	10	380 (1)	47000 (2)	41600	50	90
003	Soda Machine, Keypad	290	<10	30	39000 (2)	50	10	<10
004								
005								
006								
007								
008								
009								
010								
011								
012								
013								
014								


THIS REPORT HAS BEEN REVIEWED AND APPROVED FOR RELEASE
(1) Upon arrival, patient was sitting in chair
(2) ER Waiting Area very active


Kenneth W. Ford, Director



Microbac Laboratories, Inc.


Kentucky Testing Laboratory Division
3323 Gilmore Industrial Boulevard Louisville, KY 40213
502/962-6400 Fax: 502/962-6411



██████████ Louisville, Kentucky, Treated Room Floor 5, Room 4

Sample Number	Sample Description	Baseline 1/26/2010	Follow-up 2/10/2010	Follow-up 3/1/2010	Follow-up 3/15/2010	Follow-up 4/5/2010	Follow-up 4/22/2010	Follow-up 5/12/2010
001	TV Remote	990	10	10	10	380	340	10
002	Middle Wall Panel	1600	10	<10	<10	<10	10	10
003	Arm Rest of Chair	270	10	<10	<10	<10	40	(1)
004	Blood Pressure Bulb	130	20	<10	30	<10	40	<10
005	Night Light Switch	100	<10	10	<10	<10	20	<10
006	Counter Under Lip	70	<10	30	<10	<10	<10	<10
007	Drawer Handles	70	<10	<10	<10	<10	20	<10
008	Thermometer Blue Tip	60	<10	<10	<10	<10	20	(2)
009								
010								
011								
012								
013								
014								

(1) Chair not present in room
(2) Thermometer not present in room


Kenneth W. Ford, Director

THIS REPORT HAS BEEN REVIEWED AND APPROVED FOR RELEASE

1.2 The results shown to the left from Room 4 on the 5th floor of Hospital A also shows a significant decline in microbes when compared to the baseline sample. Swab tests were conducted every 15 days from January 2010 to May 2010 on eight surfaces including the television remote, chair, blood pressure bulb, switch for the night light, drawer handles, thermometer, one wall panel, and underside of the counter lip. The decrease in microbes for this room was an astounding 99.95%!

1.3 The results shown to the right from Room 9 on the 9th Floor of Hospital A continues to show a significant decrease in microbes when compared to the baseline sample. Swab tests were conducted every 15 days from January 2010 to May 2010 on 11 surfaces including the TV remote, chair, drawer handles, bed handrail, controls and tray, IV equipment, outside door handle and frame as well as the frame for the monitor controls. The decrease in microbes for this room was 96.47%!

Louisville, Kentucky, Treated Room Floor 9, Room 9

Sample Number	Sample Description	Baseline 1/26/2010	Follow-up 2/10/2010	Follow-up 3/1/2010	Follow-up 3/15/2010	Follow-up 4/5/2010	Follow-up 4/22/2010	Follow-up 5/12/2010
001	Chair Fabric	160000	260	2100 (1)	1000	NA	(2)	NA
002	Handrail Bed	2900	450	20	850	NA		<10
003	TV Remote	1400	250	30	900	120		10
004	Bed Tray	980	240	NA	NA	NA		NA
005	IV Pole Standing	690	20	<10	770	NA		NA
006	IV Pole Ceiling Mount	490	<10	<10	560	<10		<10
007	Bed Controls	410	<10	<10	<10	NA		<10
008	Door Handle Outside	140	<10	<10	<10	10		10
009	Monitor Controls Frame	60	<10	<10	80	<10		10
010	Drawer handles	570	10	<10	60	<10		<10
011	Door Frame	90	10	<10	<10	<10	▼	10
012								
013								
014								

THIS REPORT HAS BEEN REVIEWED AND APPROVED FOR RELEASE:
 (1) Chair occupied upon arrival
 (2) Room not available due to hospital emergency

Kenneth W. Ford
 Kenneth W. Ford, Director

Hospital A Results			
Room	Baseline	Last Follow Up	Total % Decrease
Emergency Room Waiting Area	3770	108	97.13%
Floor 5, Room 4	3290	116	96.47%
Floor 9, Room 6	167730	76	99.95%

This outlines the data for the baseline and final follow-up testing as well as the total percentage of decrease in microbes for each room tested in Hospital A.

Hospital B Test Results

As demonstrated on the following certified reports from Microbac Laboratories, a significant decrease in microbes in all areas treated and tested at Hospital B was found. The average decrease in harmful bacteria and microbes for the two rooms treated and tested at Hospital B was 68.44 %. This result is lower than generally found in Hospitals A and C. The difference is explained by the notes on the Microbac Laboratories results certificate. Microbac determined the baseline data presented by the previous laboratory was invalid due to poor quality standards. Therefore, calculations for % of decrease were completed using the data from the first follow-up rather than the baseline.

Microbac Laboratories, Inc.
 Kentucky Testing Laboratory Division
 3323 Gilmore Industrial Boulevard Louisville, KY 40213
 502/962-6400 Fax: 502/962-6411

Microbac

Columbus, Ohio, Treated Room 4009

Sample Number	Sample Description	Baseline 1/26/2010	Follow-up 2/10/2010	Follow-up 3/1/2010	Follow-up 3/15/2010	Follow-up 4/5/2010	Follow-up 4/22/2010	Follow-up 5/12/2010
001	Sink handle	***	200	4000	60	<10	<10	<10
002	Telephone		<10	<10	70	<10	<10	<10
003	Wall by Towel Dispenser		<10	10	<10	<10	<10	<10
004	Drawer handles		20	<10	<10	<10	<10	20
005	Chair		<10	30	1200	<10	(1)	10
006	Entry Door Handle Outside		<10	<10	<10	<10	20	<10
007	Sink Drain		30	3400	4400	<10	<10	<10
008	Light switch		<10	20	<10	<10	<10	<10
009	Sanitizer Housing by Sink		30	<10	10	<10	<10	<10
010	Black Spotlight Handles		<10	<10	<10	<10	<10	<10
011	VCR / Radio / CD Controls		<10	<10	20	<10	<10	<10
012	Thermostat		90	10	150	<10	(2)	10
013	Bottom of Towel Dispenser		<10	<10	<10	<10	<10	<10
014	Door Frame		<10	<10	380	<10	<10	<10
015	Wall Area at Bottom of Bed		30	10	<10	<10	40	<10
016	TV Remote		<10	<10	50	<10	10	<10
017	Nurses Call Button on Wall		<10	10	<10	<10	60	10

*** All baseline testing invalidated due to previous labs quality control. Use Control room A6533 for baseline comparisons
 (1) Chair removed from room
 (2) Thermostat not accessible due to patient positioning
 THIS REPORT HAS BEEN REVIEWED AND APPROVED FOR RELEASE.

Kenneth W. Ford
 Kenneth W. Ford, Director

2.1 The results shown to the left from Room 4009 at Hospital B show a significant decrease in microbes. Swab tests were conducted every 15 days from January 2010 to May 2010 on 17 surfaces including the sink handle and drain, telephone, walls, drawer handles, chair, light switch, VCR/ Radio/CD controls, door frame, television remote, and the nurse call button. The percentage of decrease in microbes from the first follow-up to the last follow-up test was 66.53 %

2.2 The results shown to the right from Room 4029 at Hospital B show a significant decrease in microbes. Swab tests were conducted every 15 days from January 2010 to May 2010 on 14 surfaces including the sink handle and drain, door handles, light switch, phone, toilet handle, television remote, chair, drawer handles, countertop and wall towel dispenser. The percentage of decrease in microbes from the first follow-up to the last follow-up test was 70.34 %

Microbac Laboratories, Inc.
 Kentucky Testing Laboratory Division
 3323 Gilmore Industrial Boulevard Louisville, KY 40213
 502/962-6400 Fax: 502/962-6411

Microbac

Columbus, Ohio, Treated Room 4029

Sample Number	Sample Description	Baseline 1/26/2010	Follow-up 2/10/2010	Follow-up 3/1/2010	Follow-up 3/15/2010	Follow-up 4/5/2010	Follow-up 4/22/2010	Follow-up 5/12/2010
001	Door handle	***	<10	<10	<10	<10	20	<10
002	Sink handle		<10	<10	<10	<10	10	<10
003	Drawer handles		20	<10	<10	<10	50	<10
004	Light switch by sink		<10	<10	<10	<10	<10	<10
005	Phone		20	<10	30	<10	<10	180
006	TV Remote		<10	<10	10	<10	<10	10
007	Countertop		10	10	<10	<10	<10	<10
008	Toilet handle		790	850	470	3 000	<10	<10
009	Chair		30	<10	20	<10	<10	<10
010	Sanitizer housing		<10	<10	<10	<10	<10	<10
011	Sink drain		20	<10	4 200	1 900	<10	<10
012	Wall towel dispenser		<10	<10	<10	<10	<10	<10
013								
014								

*** All baseline testing invalidated due to previous labs quality control. Use Control room A6533 for baseline comparisons.

Kenneth W. Ford
 Kenneth W. Ford, Director

Hospital B Results			
Room	First Follow Up	Last Follow Up	Total % Decrease
Room 4009	499	167	66.53%
Room 4029	944	280	70.34%

This outlines the data for the first and last follow-up testing as well as the total percentage of decrease in microbes for each room tested in Hospital B.

Hospital C Test Results

As demonstrated on the following certified reports from Chestnut Labs, a significant decrease in microbes in all areas treated and tested at Hospital C was found. In fact, the average decrease in harmful bacteria and microbes for the two rooms treated and tested at Hospital C was an astounding 99.84 %!

3.1 The results shown from Room 272 at Hospital C show a significant decrease in microbes. Swab tests were conducted every 15 days from February 2010 to June 2010 on 19 surfaces including the bed rail controls, television control, sink counter, monitor controls, light switch, closet door handle, privacy curtain, toilet surround and handle, chair, bed tray, sliding door handle, chart holder, and windowsill. The microbes in this room decreased by 99.87 %

3.1

3233 E. Chestnut Expressway • Springfield, MO 65802 • Tel: 417-629-3799 • Fax: 417-629-3767 • Website: www.ChestnutLabs.com

Hospital Joplin, MO Room 272.1								
Field Collection Number	Sample Description	Baseline 2/25/10	Follow-up 3/12/10	Follow-up 3/26/10	Follow-up 4/9/10	Follow-up 4/23/10	Follow-up 5/7/10	Follow-up 5/21/10
R1-1	Bed rail controls, right side	490	<10	<10	<10	NA**	10	NA**
R1-2	Bed rail controls, left side with grab bars	790	<10	10	<10	NA**	<10	NA**
R1-3	TV control	120	<10	<10	<10	<10	<10	30
R1-4	Monitor controls, bottom 3 inches	30	<10	<10	<10	<10	20	<10
R1-5	Sink counter area	190,000	<10	<10	<10	<10	<10	<10
R1-6	Sink counter handles, left only	100	<10	<10	<10	10	<10	<10
R1-7	Main light switch	50	<10	<10	10	<10	<10	<10
R1-8	Closet door handle	200	<10	<10	<10	<10	<10	<10
R1-9	Privacy curtain, inside	3,100	<10	10	<10	<10	<10	<10
R1-10	Toilet surround	1,700	<10	<10	<10	<10	<10	<10
R1-11	Bed tray	2,300	<10	<10	<10	<10	<10	10
R1-12	Grey chair, microorganisms	900	NA**	10	20	<10	100	NA**
R1-13	Monitor cable ends	30	NA*	NA*	NA*	NA*	NA*	NA*
R1-14	Sliding track door handle, at bed end	120	<10	<10	<10	<10	<10	<10
R1-15	Chair door holder	30	<10	<10	<10	<10	<10	<10
R1-16	Sanitizer housing	20	<10	<10	<10	<10	<10	<10
R1-17	Window sill/ledge surface	4,800	<10	<10	<10	10	<10	<10
R1-18	Windowsill angle wall	300	<10	<10	<10	<10	<10	<10
R1-19	Teletext control button	30	<10	<10	<10	<10	<10	<10

* Culture in use
 ** Chair not in room
 *** Different test in room
 **** Different TV control in room

Results Approved By: Michael Clark
 Laboratory Manager

3.2

3233 E. Chestnut Expressway • Springfield, MO 65802 • Tel: 417-629-3799 • Fax: 417-629-3767 • Website: www.ChestnutLabs.com

Hospital Joplin, MO Room 273.1								
Field Collection Number	Sample Description	Baseline 2/25/10	Follow-up 3/12/10	Follow-up 3/26/10	Follow-up 4/9/10	Follow-up 4/23/10	Follow-up 5/7/10	Follow-up 5/21/10
R2-1	Bed rail controls, right side	340	20	<10	<10	NA**	NA**	NA**
R2-2	Bed rail controls, left side with grab bars	790	<10	<10	<10	NA**	NA**	NA**
R2-3	TV control	110	80	<10	<10	40	<10	NA**
R2-4	Monitor controls, bottom 3 inches	30	10	<10	<10	<10	<10	<10
R2-5	Sink counter area	98,500	<10	10	<10	10	<10	<10
R2-6	Sink counter handles, left only	30	<10	<10	<10	<10	<10	<10
R2-7	Main light switch	170	<10	<10	<10	<10	<10	<10
R2-8	Closet door handle	80	<10	<10	<10	<10	<10	<10
R2-9	Privacy curtain, inside	190	<10	<10	<10	<10	<10	<10
R2-10	Teletext button	1,800	<10	<10	<10	<10	<10	<10
R2-11	Bed tray	720	10	<10	<10	<10	<10	<10
R2-12	Green recliner	50	<10	<10	<10	<10	NA**	<10
R2-13	Monitor cable ends	60	NA*	10	NA*	NA*	NA*	NA*
R2-14	Sliding track door handle, at bed end	120	<10	<10	<10	20	<10	30
R2-15	Chair door holder	30	10	<10	<10	<10	<10	<10
R2-16	Sanitizer housing	10	<10	<10	<10	<10	10	<10
R2-17	Window sill/ledge surface	1,300	<10	<10	<10	10	<10	<10
R2-18	Windowsill angle wall	40	<10	<10	<10	<10	10	<10
R2-19	Toilet control button	10	<10	<10	<10	<10	<10	<10

* Culture in use
 ** Chair not in room
 *** Different test in room
 **** Different TV control in room

Note - Room 273.1 had a "Contact Precaution - MRSA Patient" notice posted on 4/9/10

Results Approved By: Michael Clark
 Laboratory Manager

3.2 The results shown from Room 273 at Hospital C also show a significant decrease in microbes. Once again, swab tests were conducted every 15 days from February 2010 to June 2010 on 19 surfaces including the bed rail controls, television control, sink counter, monitor controls, light switch, closet door handle, privacy curtain, toilet surround and handle, chair, bed tray, sliding door handle, chart holder, and windowsill. The microbes in this room decreased by 99.81 %!

Hospital C Results			
Room	First Follow Up	Last Follow Up	Total % Decrease
Room 272	205830	277	99.87%
Room 273	103940	193	99.81%

Final Conclusions

All antimicrobials are not created equal. It's important to understand the basic chemical, physical, and biological properties of an antimicrobial so the best choice can be made. Because of its unique mode of action and inability to migrate from a treated surface, our technology is the obvious choice to minimize environmental contamination and the development of resistant organisms. Our EPA approved products are safe for the environment, humans, and pets. They are non-dissipating, non-leaching, non-migrating from the applied substrate and cannot be absorbed by micro-organisms or by humans.



Hospital A: University of Louisville Hospital
530 S Jackson Street Louisville, KY 40202

	26th Jan 10	10th Feb 10	1st Mar 10	15th Mar 10	5th Apr 10	22nd Apr 10	12th May 10
Emergency Room Waiting Area	Pre BioProtect Treatment	Results	Results	Results	Results	Results	Results
ER Chair #1 Arms/Seat	980	30	70	<10	<10	80	<10
ER Chair #2 Fabric only	2,500	10	****380	**47,000	41,600	50	90
Soda Machine keypad	290	<10	30	**36,000	50	10	<10

**** Upon arrival, patient was sitting in test chair

** Emergency room was very active

	26th Jan 10	10th Feb 10	1st Mar 10	15th Mar 10	5th Apr 10	22nd Apr 10	12th May 10
Floor 5, Room 4	Pre BioProtect Treatment	Results	Results	Results	Results	Results	Results
TV Remote	990	10	10	10	380	340	10
Middle Wall Panel	1,600	10	<10	<10	<10	10	10
Armrest Chair	270	10	<10	<10	<10	40	NA
Blood pressure bulb	130	20	<10	30	<10	40	<10
Night Light switch	100	<10	10	<10	<10	20	<10
Counter under lip	70	<10	30	<10	<10	<10	<10
Drawer handles	70	<10	<10	<10	<10	20	<10
Thermometer Blue tip	60	<10	<10	<10	<10	20	NA

	26th Jan 10	10th Feb 10	1st Mar 10	15th Mar 10	5th Apr 10	22nd Apr 10	12th May 10
Floor 9, Room 9	Pre BioProtect Treatment	Results	Results	Results	Results	Results	Results
Chair Fabric	160,000	260	***2,100	1,000	*NA	Unable to test as patient in room	NA
Bed Handrail	2,900	450	20	650	**NA		<10
TV Remote	1,400	250	30	900	120		10
Bed Tray	980	240	NA	NA	NA		NA
IV Pole standing	690	20	<10	770	NA		NA
IV Pole Ceiling Mounted	490	<10	<10	560	<10		<10
Bed Controls	410	<10	<10	<10	NA		<10
Door Handle outside	140	<10	<10	<10	10		10
Monitor Controls	60	<10	<10	80	<10		10
Drawer Handles	570	10	<10	60	<10		<10
Door Frame	90	10	<10	<10	<10	10	

All testing performed independently by Microbac Laboratories, Inc, Louisville

*** Chair was occupied on arrival

** Missing Items

* Room undergoing renovation; chairs and cabinets being changed



Hospital B: Nationwide Children's Hospital
700 Children's Drive Columbus, Ohio 43205

Untreated Control Room (A6633)	10th Feb 10
	Pre BioProtect Treatment
Light switch	<10
Bed Tray	620
Bed Controls	<10
TV Remote	570
Reclining Chair	1,200
Couch	530
Bed Rail	1,000
Telephone	720
Toilet Handle	350
Table	1,300
Cabinet Handles	730
Door Handle	<10
Wall under sink	40
VCR/DVD Controls	<10
Door Blind Control	<10

Note - The reason the rooms below have no pre-BioProtect 500 results is that they had just been cleaned prior to arrival on site, and would not have given meaningful baseline readings. The hospital selected this room being similar and adjacent for baseline testing.

Floor 4, Room 4009	10th Feb 10	1st Mar 10	15th Mar 10	5th Apr 10	22nd Apr 10	12th May 10
	Results	Results	Results	Results	Results	Results
Sink Handle	200	4,000	60	<10	<10	<10
Phone	<10	<10	70	<10	<10	<10
Wall by Towel Dispenser	<10	10	<10	<10	<10	<10
Drawer Handles	20	<10	<10	<10	<10	20
Chair	<10	30	1,200	<10	NA	10
Door Handle Outside	<10	<10	<10	<10	20	<10
Sink Drain	30	3,400	4,400	10	<10	<10
Light Switch	<10	20	<10	<10	<10	<10
Sanitizer Housing by sink	30	<10	10	<10	<10	<10
Black Spotlight left handle	<10	<10	<10	<10	<10	<10
VCR/Radio/CD Controls	<10	<10	20	<10	<10	<10
Thermostat	90	10	150	20	NA	10
Bottom of Towel Dispenser	<10	<10	<10	NA*	<10	<10
Door Frame	<10	<10	380	<10	<10	<10
Wall area Bed end	30	10	<10	<10	40	<10
TV Remote	<10	<10	50	<10	10	<10
Nurse Call Button	<10	10	<10	<10	60	10

*All testing performed independently by Microbac Laboratories, Inc, Louisville

Floor 4, Room 4029	10th Feb 10	1st Mar 10	15th Mar 10	5th Apr 10	22nd Apr 10	12th May 10
	Results	Results	Results	Results	Results	Results
Entry Door Handle	<10	<10	<10	<10	20	Unable to test as patient in room
Sink Handle	<10	<10	<10	<10	10	
Drawer Handles	20	<10	<10	<10	50	
Light Switch by sink	<10	<10	<10	<10	<10	
Phone	20	<10	30	<10	<10	
TV Remote	<10	<10	10	<10	<10	
Countertop at sink	10	10	<10	<10	<10	
Toilet Handle	790	850	470	3,000	<10	
Chair - arms and seat	30	<10	20	<10	<10	
Sanitizer Housing by door	<10	<10	<10	<10	<10	
Sink Drain	20	<10	4,200	1,900	<10	
Wall below Towel Dispenser	<10	<10	<10	<10	<10	

*All testing performed independently by Microbac Laboratories, Inc, Louisville



Hospital C: Freeman Hospital
1102 West 32nd Street Joplin, MO 64804

Ref.	Room 272.1	25th Feb 10	12th Mar 10	30th Mar 10	14th Apr 10	5th May 10
		Pre BioProtect Treatment	Results	Results	Results	Results
R1.1	Bed Rail Controls, right side	490	<10	<10	<10	NA***
R1.2	Bed Rail Controls, left side grab area	380	<10	<10	<10	NA***
R1.3	TV control	120	<10	<10	<10	<10
R1.4	Monitor controls, bottom 3 inches	30	<10	<10	<10	<10
R1.5	Sink counter area	190,000	<10	<10	<10	<10
R1.6	Starsys cart handles, left side	150	<10	<10	<10	10
R1.7	Main light switch	50	<10	<10	10	<10
R1.8	Closet door handle	230	<10	<10	<10	<10
R1.9	Privacy curtain, inside	3,100	<10	<10	<10	<10
R1.10	Toilet surround	1,700	<10	<10	<10	<10
R1.11	Bed tray	2,900	<10	<10	<10	<10
R1.12	Grey Chair, fabric/armrests	900	NA**	10	20	<10
R1.13	Monitor cable ends	340	NA*	NA*	NA*	NA*
R1.14	Sliding back door handle, inside and out	120	<10	<10	<10	<10
R1.15	Chart door holder	340	<10	<10	<10	<10
R1.16	Sanitizer housing	210	<10	<10	<10	<10
R1.17	Starsys counter top surface	4,800	<10	<10	<10	10
R1.18	Windowsill angle wall	260	<10	<10	<10	<10
R1.19	Toilet control button	50	<10	<10	<10	<10

All testing performed independently by Matthew Fuller of Chestnut labs, Springfield, Missouri

** Cables in use

** Chair not in room

*** Different bed in room"

Ref.	Room 273.1	25th Feb 10	12th Mar 10	30th Mar 10	14th Apr 10	5th May 10
		Pre BioProtect Treatment	Results	Results	Results	Results
R1.1	Bed Rail Controls, right side	340	20	<10	<10	NA**
R1.2	Bed Rail Controls, left side grab area	780	<10	<10	<10	NA**
R1.3	TV control	110	60	<10	<10	40
R1.4	Monitor controls, bottom 3 inches	20	10	<10	<10	<10
R1.5	Sink counter area	96,000	<10	10	<10	10
R1.6	Starsys cart handles, left side	30	<10	<10	<10	<10
R1.7	Main light switch	170	<10	<10	10	10
R1.8	Closet door handle	80	<10	<10	<10	<10
R1.9	Privacy curtain, inside	180	<10	<10	<10	<10
R1.10	Toilet surround	1,900	<10	<10	<10	<10
R1.11	Bed tray	720	10	<10	<10	<10
R1.12	Grey Chair, fabric/armrests	520	<10	<10	<10	<10
R1.13	Monitor cable ends	610	NA*	10	NA*	NA*
R1.14	Sliding back door handle, inside and out	120	<10	<10	<10	20
R1.15	Chart door holder	390	10	<10	<10	<10
R1.16	Sanitizer housing	100	<10	<10	<10	<10
R1.17	Starsys counter top surface	1,300	<10	<10	<10	10
R1.18	Windowsill angle wall	460	<10	<10	<10	<10
R1.19	Toilet control button	110	<10	<10	<10	<10

All testing performed independently by Matthew Fuller of Chestnut labs, Springfield, Missouri

* Cables in use

** Different bed in room